

1<sup>st</sup> session post Jan Wasde, corn held some of its overnight gains finishing 7 cents higher but soybeans backed off 12 cents. They both finished slightly higher in the overnight after trading weaker during the night. Weekly export sales were stronger than expected and shipments were very large for both. China imported 100 MMT of soybeans last year up from 88.5 in 2019 and are expected to build on that number next year and beyond. Their rebuilt hog herd will be using more soybean meal and more corn than pre ASF which will demand more imports of grain to supply those grains. Conab trimmed their corn and soybean production estimates for Brazil. 133.7 MMT for soybeans and 102 for corn. USDA is at 133 and 109 but we are early in the season and the 2<sup>nd</sup> corn crop isn't even planted yet.

**Today's Corn Outlook:** Corn gained 7 cents on Wednesday and is up slightly overnight. Corn dropped to 5.19 overnight but did not fully fill the gap at 5.17 ¼. We will be watching that level and see how it reacts from there.

**Mar Corn Technicals:** The corn market is in a major breakout and has designs on testing 5.50 area. A move below 5.00 is needed to calm the bullish sentiment.

**Today's Soybean Outlook:** Beans lost 12 cents yesterday and are a penny higher overnight. They will try to test the 14.00 level and then watch 13.94. No flash sales today but the export market has been active and is the biggest driver of bullish sentiment right now since SAM Weather seems to be improving.

**Mar Soybean technicals:** The soybean market continues its bullish tear moving into the 14's. No real resistance numbers until 15.50. Bears need a move below 13.60.

**Exports:** None to report.

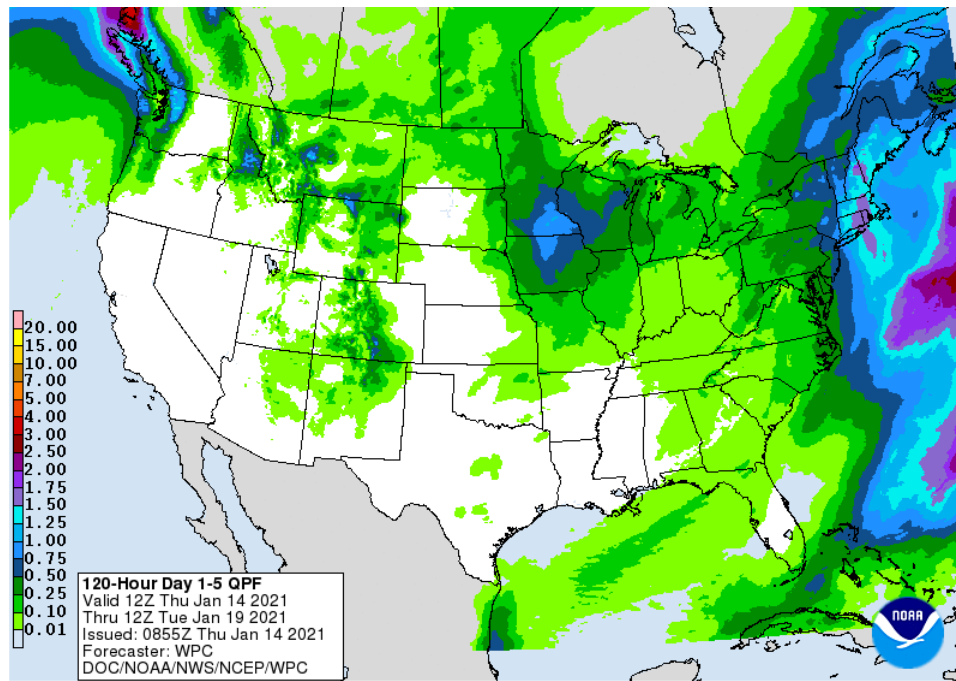
**Weather:** N Brazil is the only real concern right now as the rest of Brazil and Argy are in good shape for the short term. Check 5-day rain fall map on PG 2 and South American Map on PG 3.

**Dollar Index:** The dollar is trading flat this morning at 90.46.

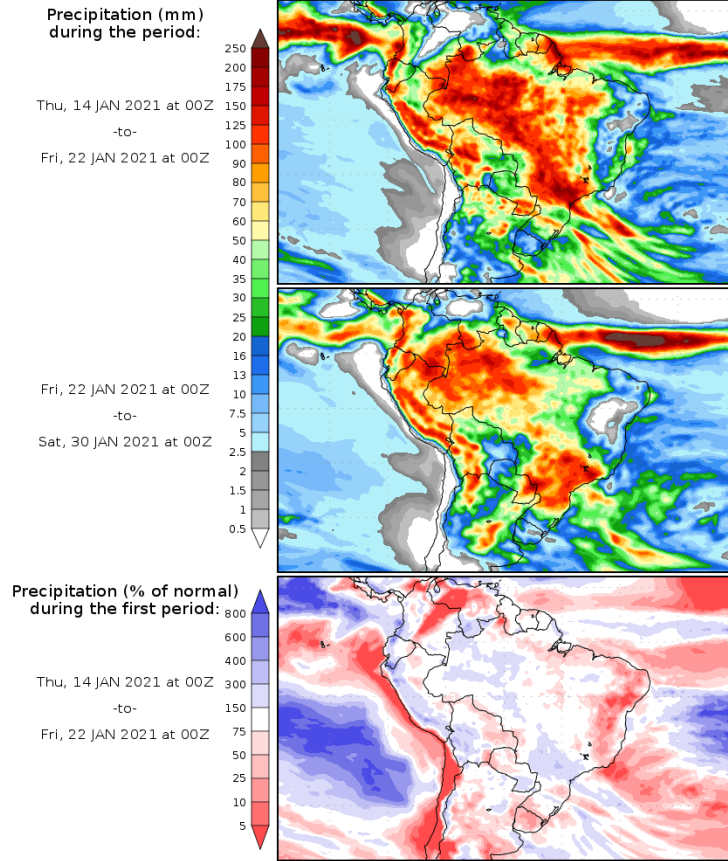
**Brazilian Real:** The Real is trading flat this morning at 1823.

***Additional Comments:***

5 Day Rainfall Accumulation Forecast

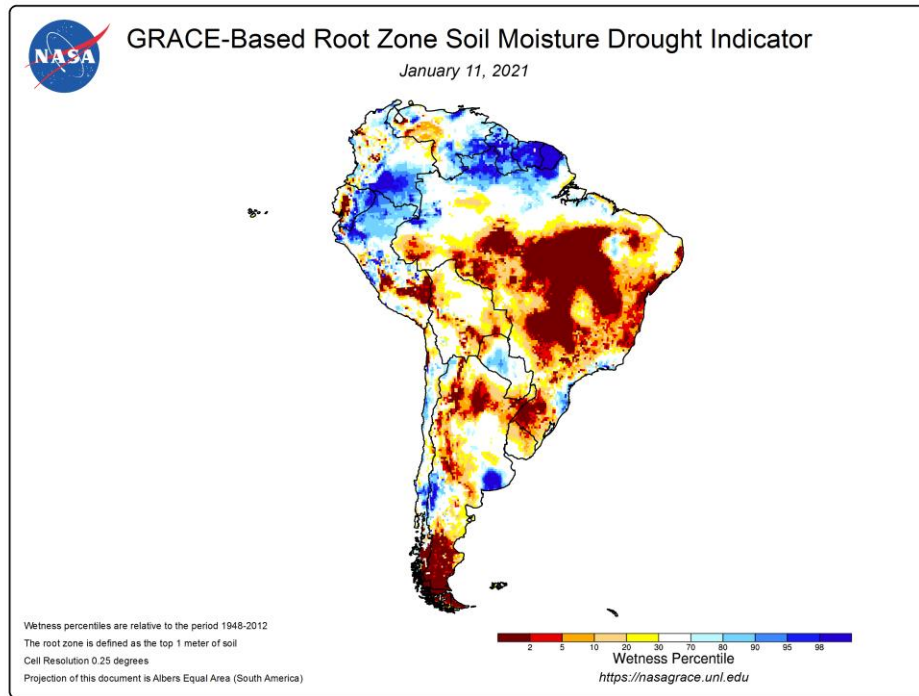


**Precipitation Forecasts**



Precipitation forecasts from the National Centers for Environmental Prediction.  
Normal rainfall derived from Xie-Arkin (CMAP) Monthly Climatology for 1979-2003.  
Forecast Initialization Time: 00Z14JAN2021

GRADS/COLA



**Disclaimer**

<https://www.nfcmarkets.com/disclaimer/>